


Sanctuary Scavenger Hunt: Grade 2 - 3

Names: _____

Directions: Work with a partner to answer the questions below. You do **not** need to answer the questions in a certain order. As you answer the questions, transfer circled letters to the last sheet of this hunt. When completed you can figure out the joke!

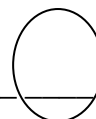
1. Find a sign downstairs welcoming you to the "Shipwreck Century" exhibit. What ship is pictured on this sign?



2. Go up the staircase next to the suspended buoy and find the sign with a picture of the Great Lakes.

What created the Great Lakes: _____

When? _____



3. Draw the Great Lakes in the square below:



4. Continue on and enter the "Shipwreck Century Gallery." Find the *New Orleans*. What year did it sink? _____

5. Find the *Montana*. How did it sink? _____

6. Find the *Cornelia B. Windiate*. How many masts does the *Windiate* have? _____

7. Find the *Isaac M. Scott*. How long was it? _____

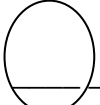
8. Go the cabin of the *Western Hope*.

How many beds does it have? _____

Can you or your partner fit in the bed? _____

9. Go up onto the deck of the *Western Hope* and find the bilge pump. What was it used for?

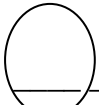
10. Go down the winding hallway from the deck of the *Western Hope*. You are now in a model of a shipwreck at the bottom of Lake Huron. Look above you.

What do you see? A  _____

11. Can you draw the equipment the diver has on?

12. Find the artifact room on the first floor. Draw a picture of your favorite artifact and label it in the box below.

13. Exit the artifact room. Look at the wall straight ahead. What is the name of the Passenger Steamer that you see?

 _____ OF _____

What do you do with a sick boat?

Answer: YOU T__K__ IT TO TH__
____O__!